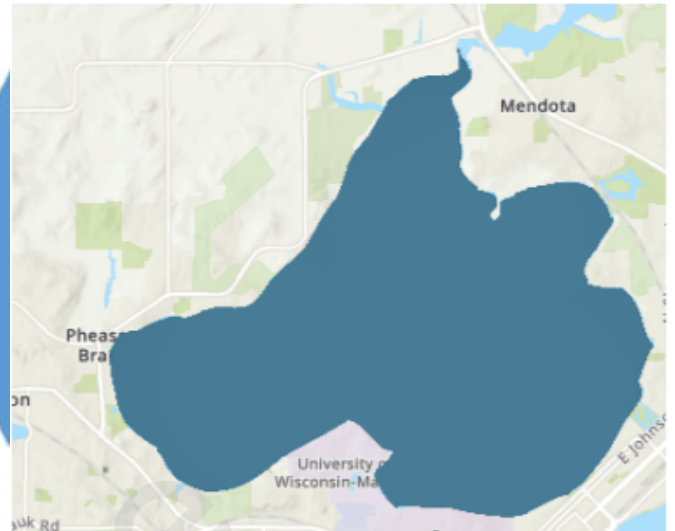


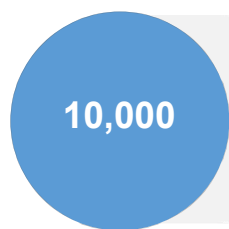
Health Measure Summary for ZIP XXXXX

Confidential Report for Your Organization

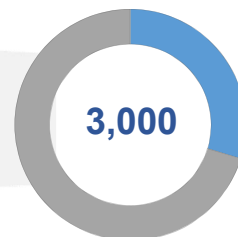


This report provides a summary of how this ZIP is performing on measures of health outcomes and care that are collected and reported by the Wisconsin Collaborative for Healthcare Quality (WCHQ). The measures cover the primary care continuum including wellness, screenings, risk factors for chronic disease, and chronic disease care. More detailed reports for each of these measures can be requested through an NHP Navigator or by contacting nhp@hip.wisc.edu.

Who is included?



10,000 people are estimated to live in this ZIP.¹

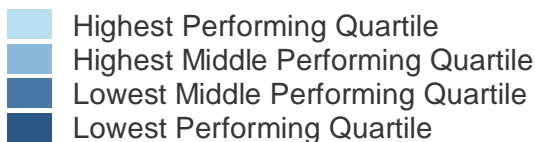


3,000 (30%) of the 10,000 people in this ZIP are included in one or more WCHQ measures.

Health Measure Summary for ZIP XXXXX

% Met
(# Patients
Included)

Wellness: These measures help keep individuals well by preventing disease.	Childhood Vaccinations	75% (100)
	Adolescent Vaccinations	93% (80)
	HPV Vaccination	85% (80)
	Pneumonia Vaccination	90% (900)
	Well Child Visit in the First 15 Months of Life	60% (300)
Screenings: These measures assess and reduce the risk for diseases and conditions or detect disease at an early stage when treatment is most likely to be effective.	Breast Cancer Screening	70% (600)
	Cervical Cancer Screening	75% (900)
	Chlamydia Screening	90% (100)
	Colorectal Cancer Screening	75% (1,000)
	Depression Screening	60% (1,500)
Risk Factors for Chronic Disease: These measures monitor established conditions that are also risk factors for subsequent chronic diseases.	Recommended Body Mass Index	20% (2,500)
	Blood Pressure Control	75% (550)
Chronic Disease Care: These measures monitor specific chronic diseases to reduce complications and disability and improve health outcomes. <i>Additional measures for diabetes and heart disease are available upon request.</i>	Optimal Control in Diabetes	30% (300)
	Optimal Control in Heart Disease	50% (75)
	+	



Health Measure Summary for ZIP XXXXX

Who lives in this ZIP?

Learning about the people who live in a neighborhood can help you understand the health needs of the community. This section provides information about the people included in this report eligible for one or more WCHQ measures and how they compare to overall population estimates from the American Community Survey (ACS). The most recent ACS population of this ZIP is 10,000.

% Female



Report
60%
ACS
49%

Females tend to live longer and have fewer chronic illnesses.

% Age 65 and Over



Report
15%
ACS
10%

Risk for many diseases increases with age.

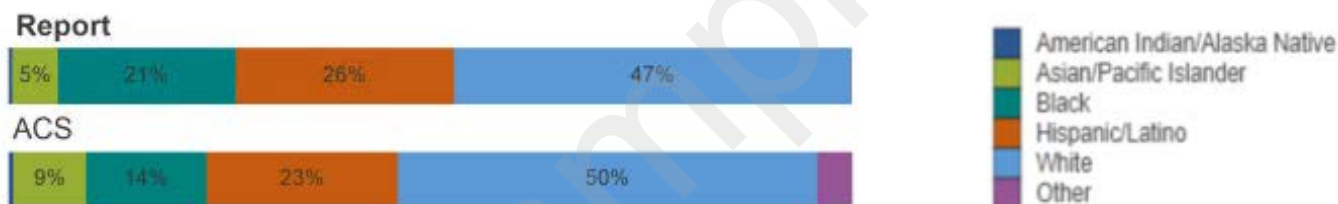
% Uninsured



Report
<1%
ACS
5%

Health insurance promotes improved health.

Race/Ethnicity



Systemic racism creates barriers in access to goods and services that can promote health. It contributes to the development of chronic conditions.

What else impacts health in this neighborhood?

The living conditions of a neighborhood shape health more than healthcare alone. To understand the causes of poor health in a ZIP, consider:

1. Have current or past policies reinforced systemic racism and/or income inequality in the neighborhood? Think across key sectors like business, education, and criminal justice.
2. Do all residents have a fair chance to make a livable wage?
3. Do all residents have access to safe, affordable housing?
4. Are all residents able to receive quality medical care? What barriers may be preventing this?
5. Do all residents have convenient access to nutritious food options?

For more questions to consider and information about social determinants of health, visit www.nhp.wisc.edu/action.

Health Measure Summary for ZIP XXXXX

Where do the health system data come from?

The primary data source is the Wisconsin Collaborative for Healthcare Quality. Health system data may include duplicate patient records if a patient receives care from more than one system. As of the date of this report, participating health systems include:



References

¹Data from U.S. Census 2014-2018 American Community Survey 5-Year estimates are used for population size and demographics.

Supplemental Materials

For more information on the data used in this report, visit www.nhp.wisc.edu/data.

Citation

University of Wisconsin ICTR Neighborhood Health Partnerships Program and Wisconsin Collaborative for Healthcare Quality. Health Measure Summary Report for ZIP XXXXX as of December 2018, April 2022.

Note

This report is for use only by the requester and their partners in efforts to improve neighborhood health. Do not post or distribute publicly without written permission from the NHP program. For questions, support, or more information, contact nhp@hip.wisc.edu

Data from:



Data support from:



Funding from:



Health Measure Summary for ZIP XXXXX

Is there anything else I should know about the data in this report?

There are no known issues with missing health system data in this report.

If you have questions, please contact nhp@hip.wisc.edu.

Sample