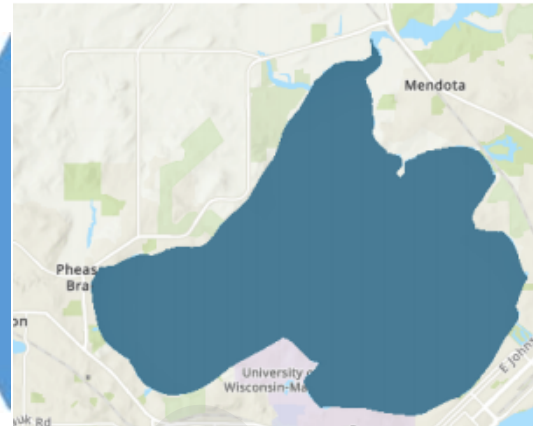


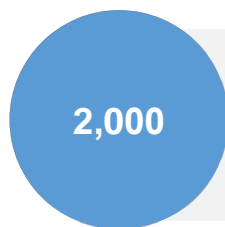
Diabetes Profile for ZIP XXXXX

Confidential Report for Your Organization

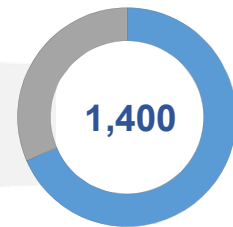


Who is included in this report?

This report includes adults with diabetes, aged 18-75, who live in this ZIP and receive primary care from a Wisconsin Collaborative for Healthcare Quality (WCHQ) member health system that reports on all WCHQ diabetes measures.



2,000 people are estimated to have diabetes in this ZIP.¹



1,400 (70%) of the 2,000 people estimated to have diabetes in this ZIP are in this report.

Why does it matter?

Examining the profile of the diabetes patient population in this ZIP may help you understand how many patients are being tested regularly, are controlling the disease through behavior changes, and/or taking medications. Testing regularly and controlling the disease can reduce the risks of heart disease, kidney disease, eye disease, and other complications.

Diabetes Profile for ZIP XXXXX

Testing Measures:

These measures can help you understand the number of patients that are being tested regularly. Regular testing is critical to monitoring and managing diabetes. It provides a mechanism for feedback on progress and the impact of behavior changes (e.g., healthy eating, increased activity, and stopping smoking) and medications.

Blood Sugar Testing

Page 5

Kidney Function Monitored

Page 6

eGFR Test

Page 7

Control Measures:

These measures can help you understand progress in controlling diabetes and the impact of behavior changes and taking medications.

Tobacco Free

Page 8

Blood Pressure Control

Page 9

Blood Sugar Control

Page 10

Statin Use

Page 11

Daily Aspirin

Page 12

Putting it All Together - Summary Measures:

The Optimal Control and Testing measures can help provide insight into what percentage of patients are meeting all recommended management and process metrics.

Optimal Control

Page 13

Optimal Testing

Page 14

- Highest Performing Quartile
- Highest Middle Performing Quartile
- Lowest Middle Performing Quartile
- Lowest Performing Quartile

Diabetes Profile for ZIP XXXXX

Who lives in this ZIP?

Learning about the people who live in a neighborhood can help you understand the health needs of the community. This section provides information about the people included in this report and how they compare to overall population estimates from the American Community Survey (ACS). The most recent ACS population of this ZIP is 40,000.

% Female



Report
50%
ACS
51%

Females tend to live longer and have fewer chronic illnesses.

% Age 65 and Over



Report
28%
ACS
14%

Risk for many diseases increases with age.

% Uninsured



Report
0%
ACS
4%

Health insurance promotes improved health.

Race/Ethnicity

Report



ACS



People from racial and ethnic minority groups may experience physical, economic & work, service, and social environments that lead to poorer health outcomes.

What else impacts health in this neighborhood?

The living conditions of a neighborhood shape health more than healthcare alone. To understand the causes of poor health in a ZIP, consider:

1. Have current or past policies reinforced systemic racism and/or income inequality in the neighborhood? Think across key sectors like business, education, and criminal justice.
2. Do all residents have a fair chance to make a livable wage?
3. Do all residents have access to safe, affordable housing?
4. Are all residents able to receive quality medical care? What barriers may be preventing this?
5. Do all residents have convenient access to nutritious food options?

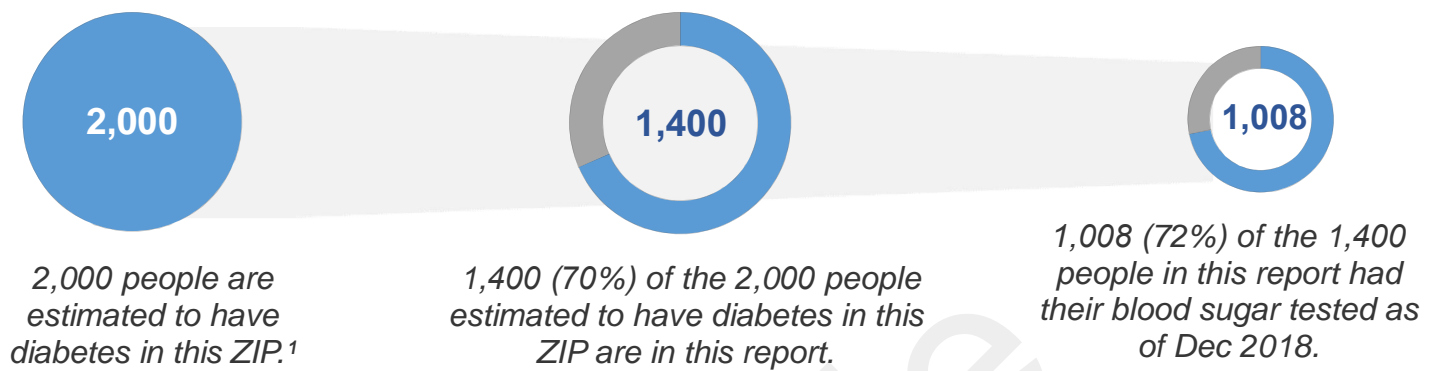
For more questions to consider and information about social determinants of health, visit www.nhp.wisc.edu/action.

Detailed Diabetes Measure Reports


Blood Sugar Testing in Diabetes for ZIP XXXXX

This measure reports the percentage of adults with diabetes, aged 18-75, who receive primary care from a Wisconsin Collaborative for Healthcare Quality (WCHQ) member health system, and had two or more A1c tests within the 1-year measurement period.

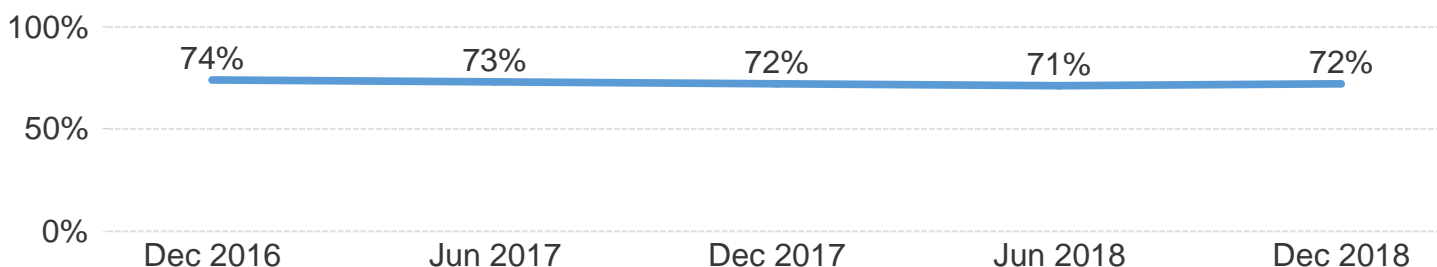
Who had their blood sugar tested?



How does this ZIP compare to others?



How has this measure changed over time?



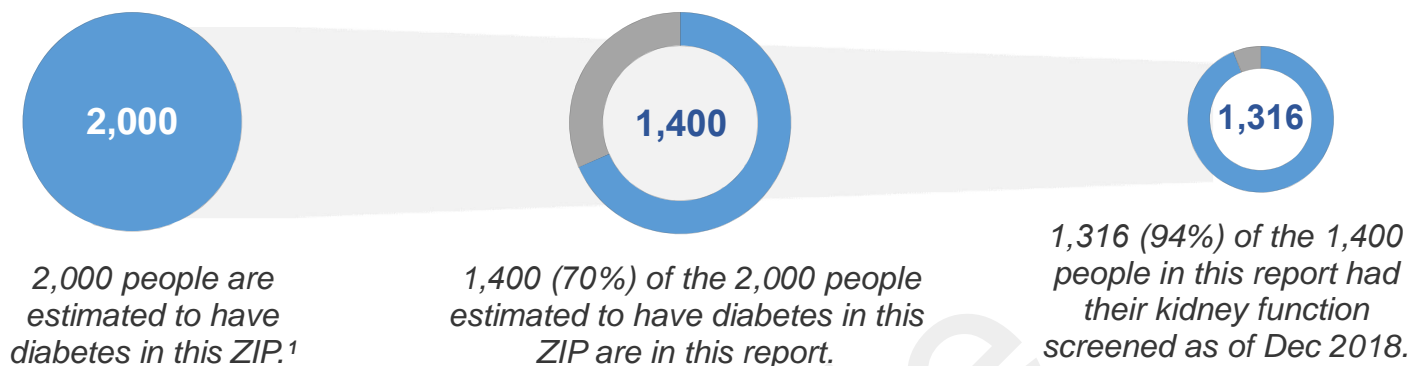
Why does it matter?

Getting an A1c test at least twice a year helps manage diabetes and prevent complications. High blood sugar levels can harm the heart, blood vessels, kidneys, feet, and eyes.²


Kidney Function Screening in Diabetes for ZIP XXXXX

This measure reports the percentage of adults with diabetes, aged 18-75, who receive primary care from a Wisconsin Collaborative for Healthcare Quality (WCHQ) member health system, and were screened and/or monitored for kidney disease within the 1-year measurement period.

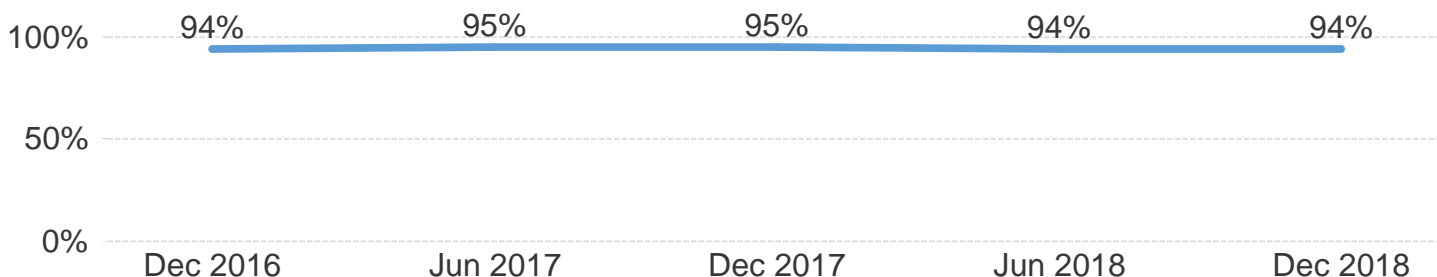
Who had their kidney function screened?



How does this ZIP compare to others?



How has this measure changed over time?



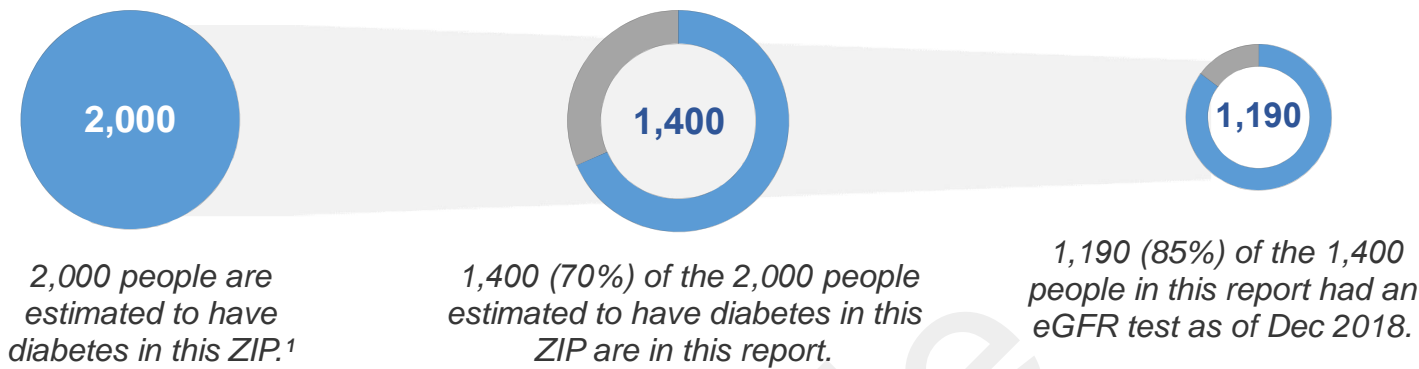
Why does it matter?

People who have diabetes are more likely to develop kidney disease and usually do not have symptoms. It is important to monitor kidney function to get early treatment for kidney disease.³

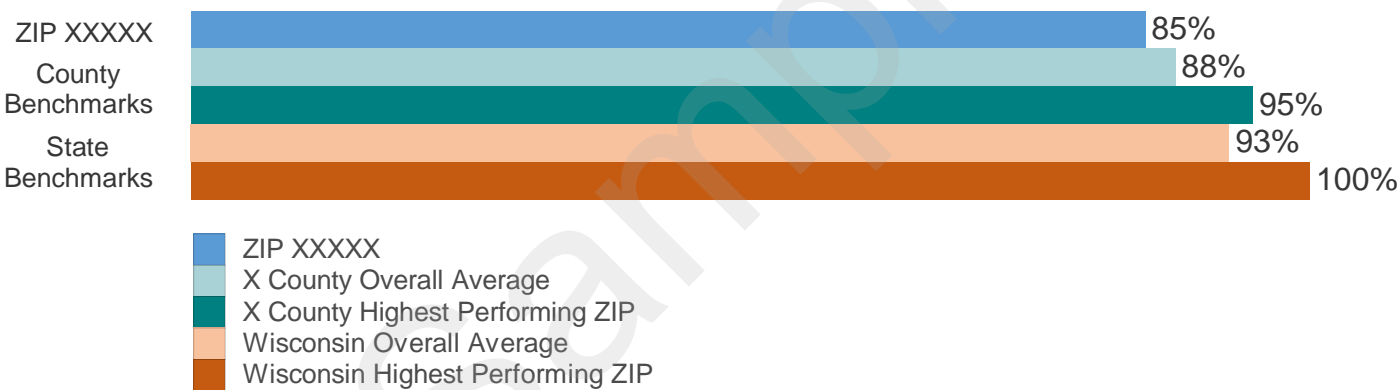
eGFR Test in Diabetes for ZIP XXXXX

This measure reports the percentage of adults with diabetes, aged 18-75, who receive primary care from a Wisconsin Collaborative for Healthcare Quality (WCHQ) member health system, and have had an estimated glomerular filtration (eGFR) test within the 1-year measurement period.

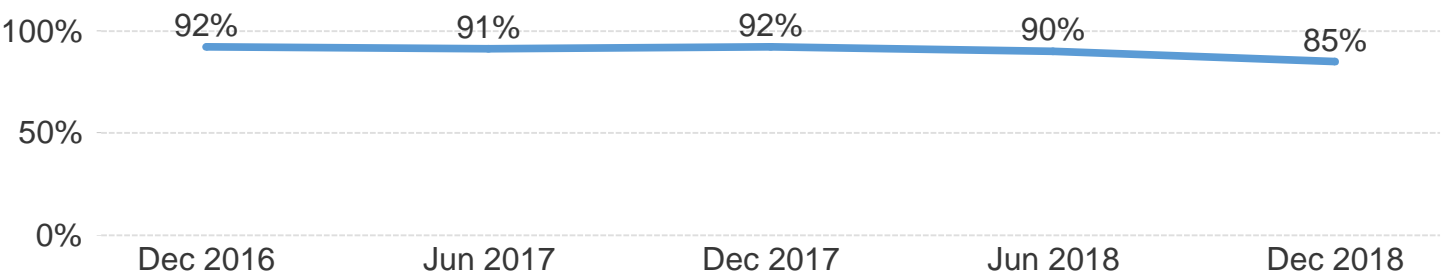
Who had an eGFR test?



How does this ZIP compare to others?



How has this measure changed over time?



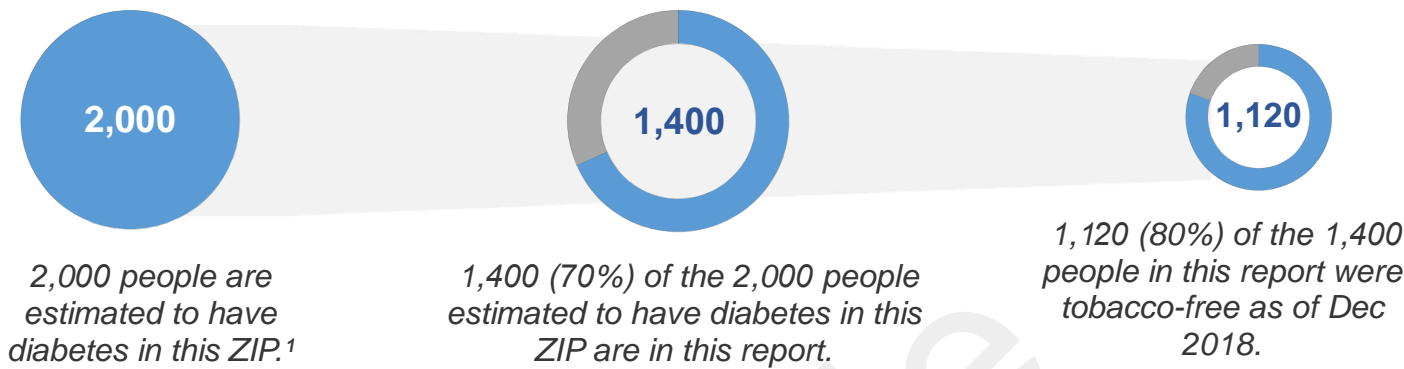
Why does it matter?

People who have diabetes are more likely to develop kidney disease and usually do not have symptoms. It is important to monitor kidney function to get early treatment for kidney disease.³

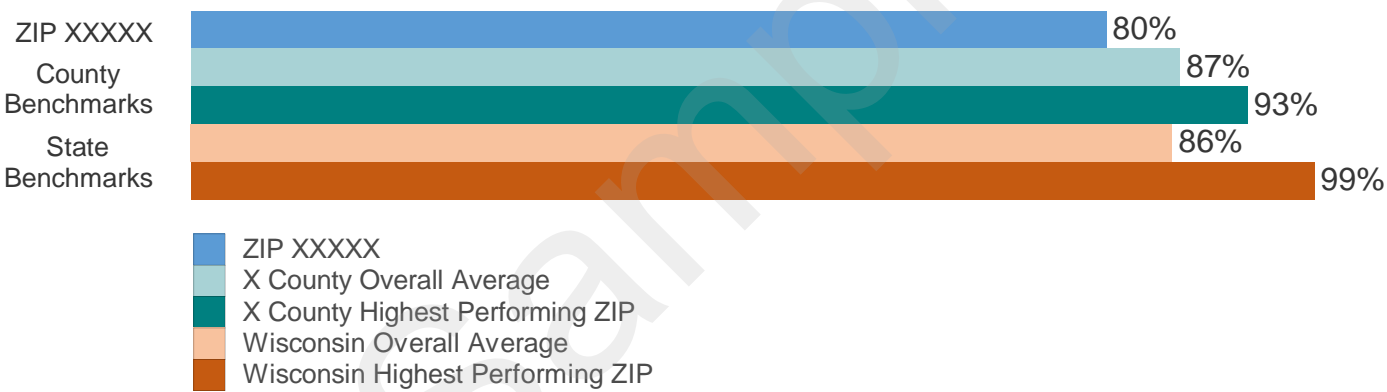
Tobacco-Free in Diabetes for ZIP XXXXX

This measure reports the percentage of adults with diabetes, aged 18-75, who receive primary care from a Wisconsin Collaborative for Healthcare Quality (WCHQ) member health system, whose most recent tobacco status was tobacco-free within the 1-year measurement period.

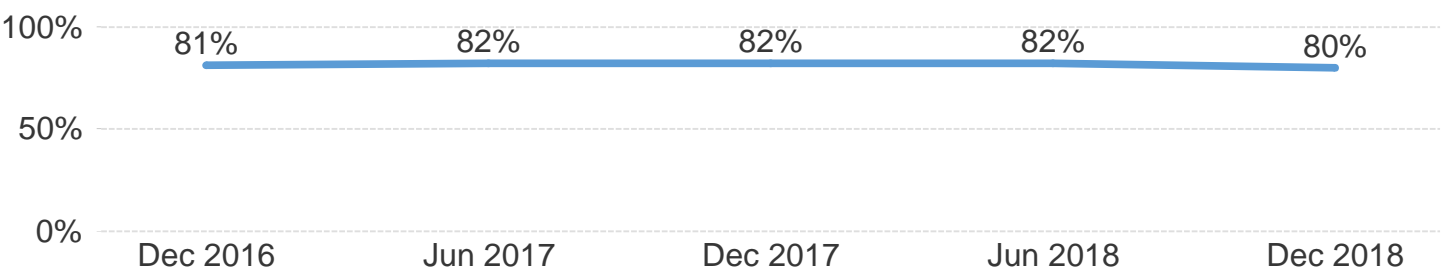
Who were tobacco-free?



How does this ZIP compare to others?



How has this measure changed over time?



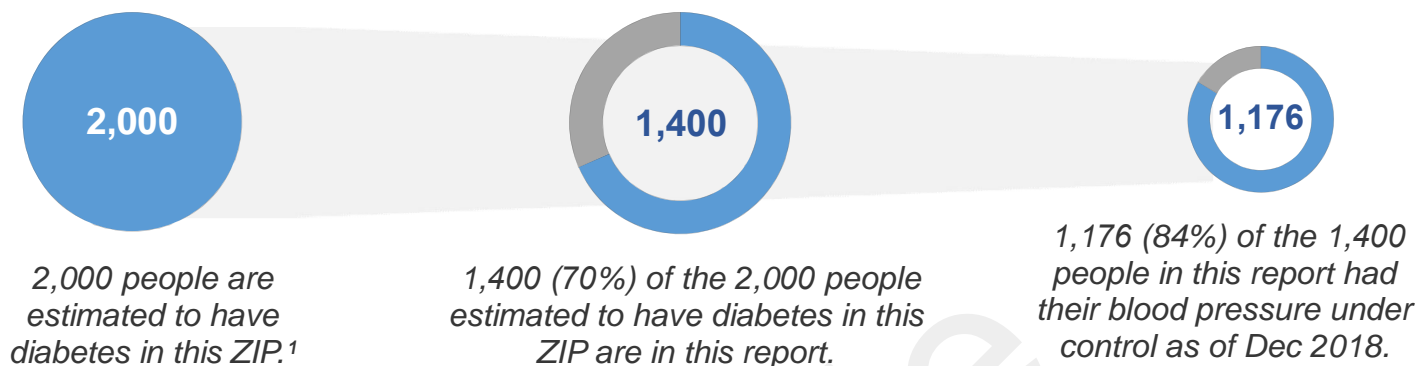
Why does it matter?

Quitting smoking reduces the risk of heart attack, stroke, nerve disease, kidney disease, eye disease, and amputation.²

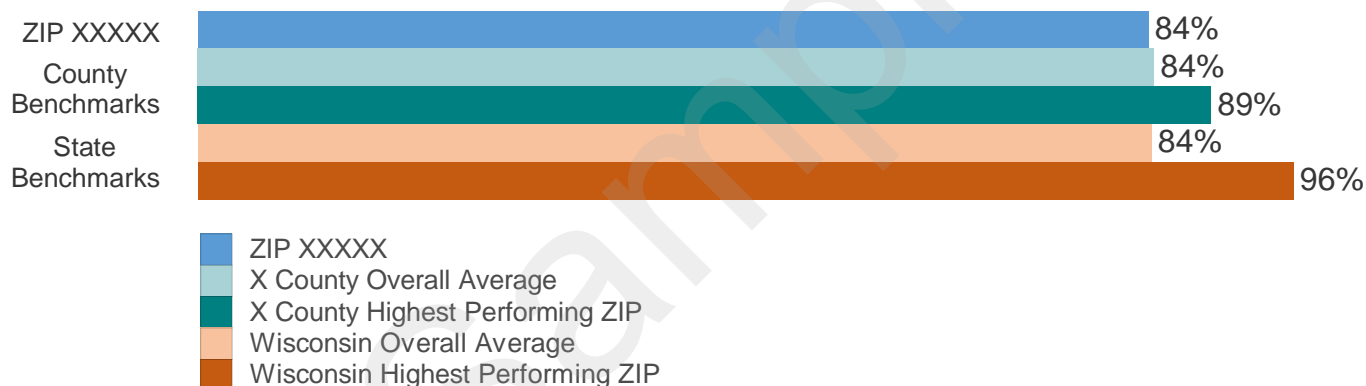
Blood Pressure Control in Diabetes for ZIP XXXXX

This measure reports the percentage of adults with diabetes, aged 18-75, who receive primary care from a Wisconsin Collaborative for Healthcare Quality (WCHQ) member health system, whose most recent blood pressure reading within the 1-year measurement period was controlled to less than 140/90 mmHg.

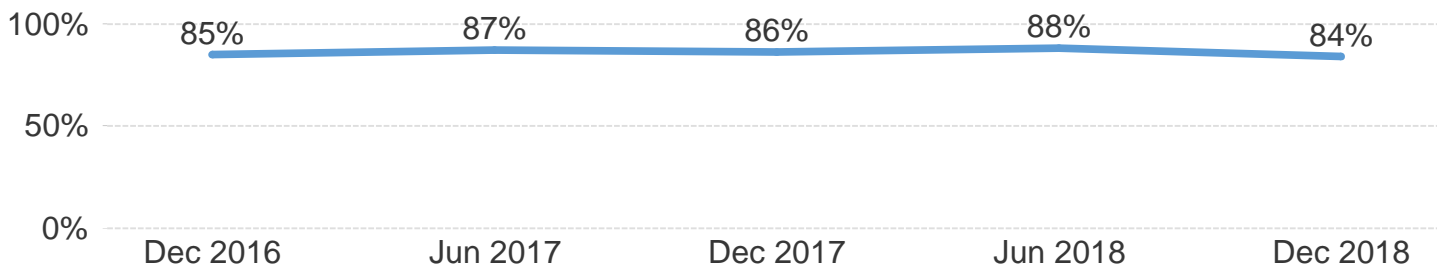
Who had their blood pressure under control?



How does this ZIP compare to others?



How has this measure changed over time?



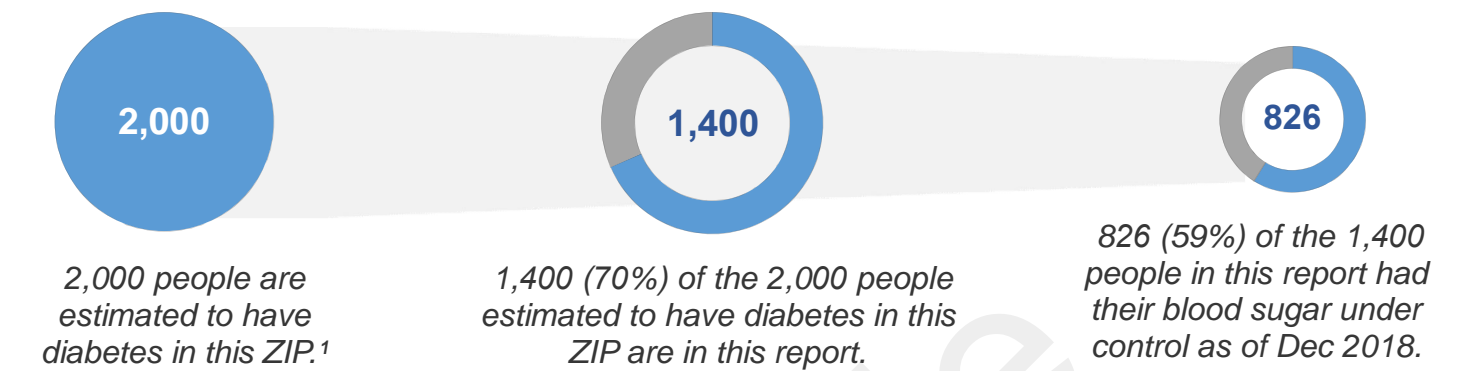
Why does it matter?

Every 10 mmHg reduction in systolic blood pressure significantly reduces the risk of major cardiovascular disease events, coronary heart disease, stroke, and heart failure.⁴

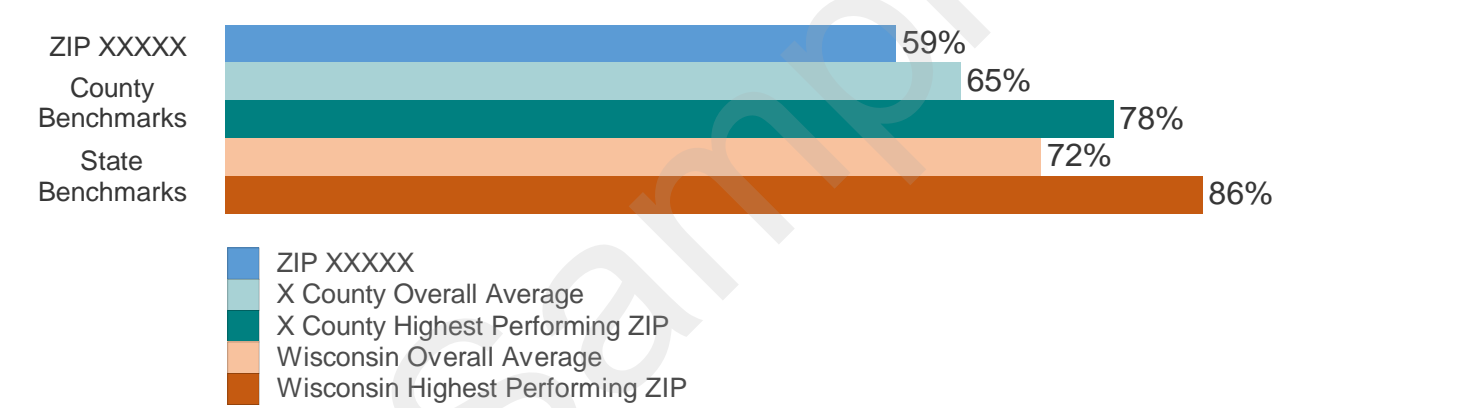
Blood Sugar Control in Diabetes for ZIP XXXXX

This measure reports the percentage of adults with diabetes, aged 18-75, who receive primary care from a Wisconsin Collaborative for Healthcare Quality (WCHQ) member health system, and whose most recent A1c blood sugar level was controlled to less than 8.0% within the 1-year measurement period.

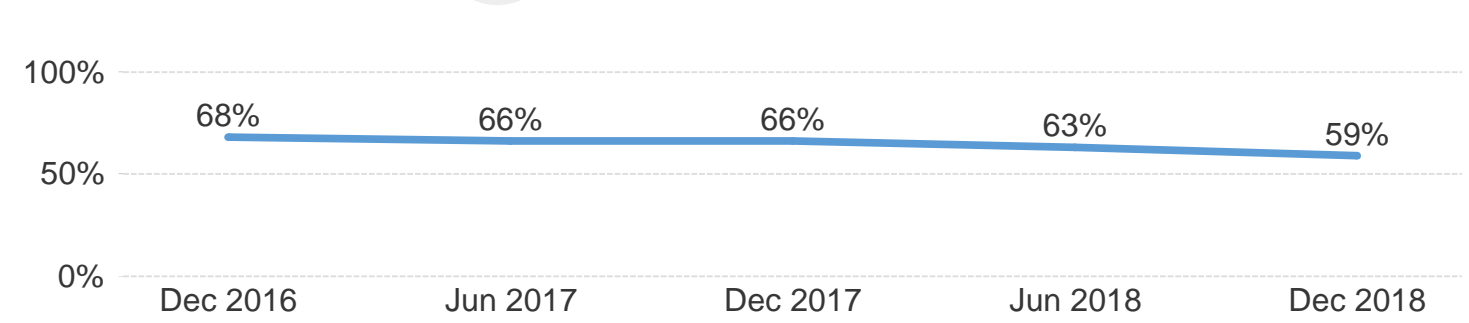
Who had their blood sugar under control?



How does this ZIP compare to others?



How has this measure changed over time?



Why does it matter?

High blood sugar levels can harm the heart, blood vessels, kidneys, feet, and eyes.²

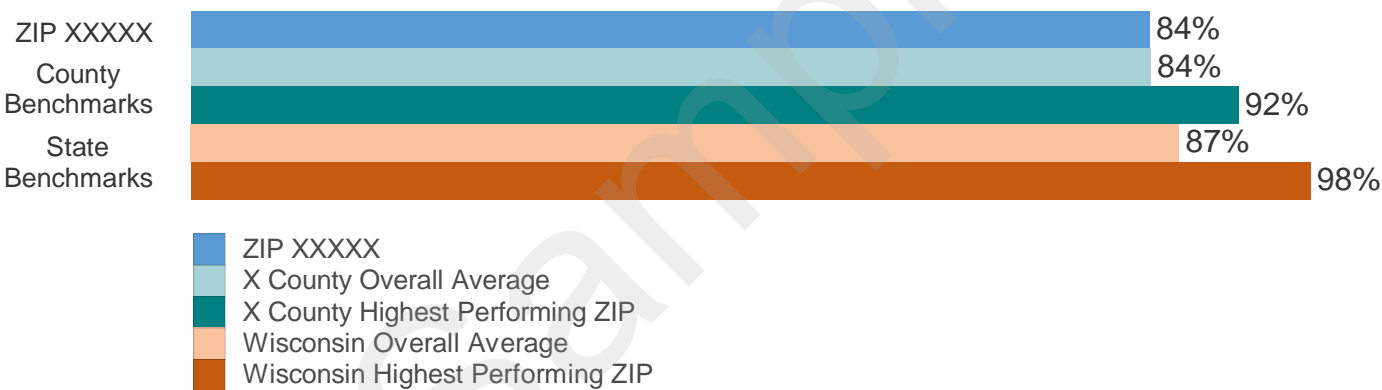
Statin Use in Diabetes for ZIP XXXXX

This measure reports the percentage of adults with diabetes, aged 40-75, or with diabetes and heart disease regardless of age, who receive primary care from a Wisconsin Collaborative for Healthcare Quality (WCHQ) member health system, and have documented statin use within the 1-year measurement period.

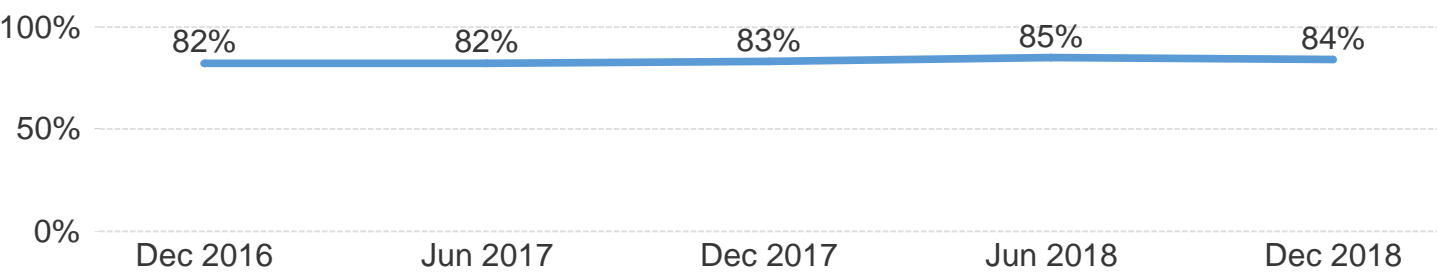
Who used a statin?



How does this ZIP compare to others?



How has this measure changed over time?



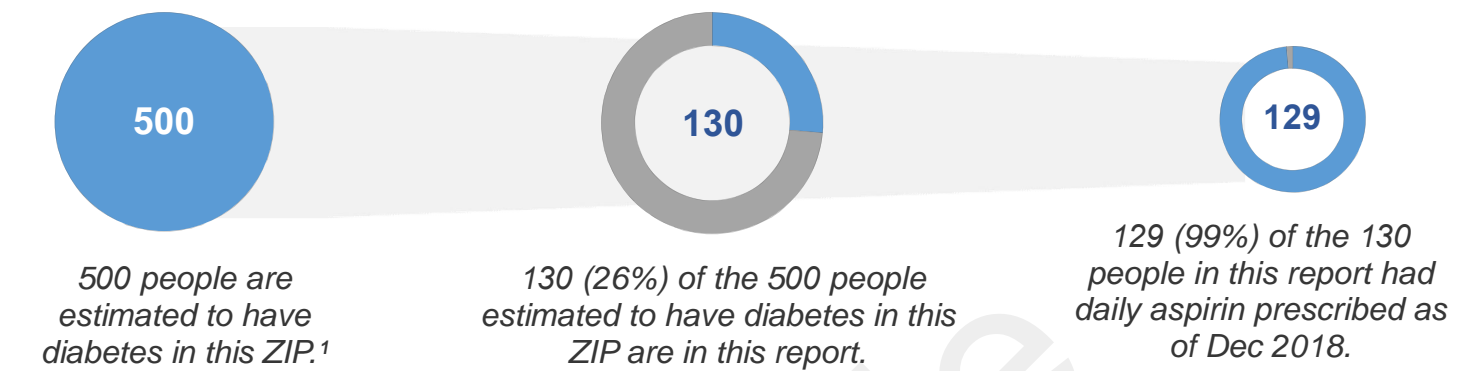
Why does it matter?

Taking statins reduces the risk of heart attack or stroke in some people with diabetes.²


Daily Aspirin in Heart Disease and Diabetes for ZIP XXXXX

This measure reports the percentage of adults with diabetes and heart disease, aged 18-75, who receive primary care from a Wisconsin Collaborative for Healthcare Quality (WCHQ) member health system, with documentation in their medical record of daily aspirin or other daily antiplatelet therapy within the 1-year measurement period.

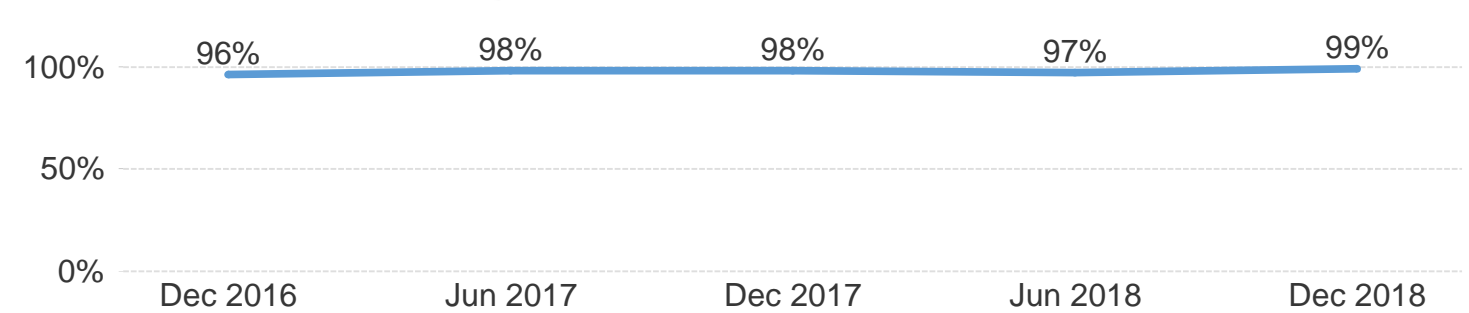
Who had daily aspirin prescribed?



How does this ZIP compare to others?



How has this measure changed over time?



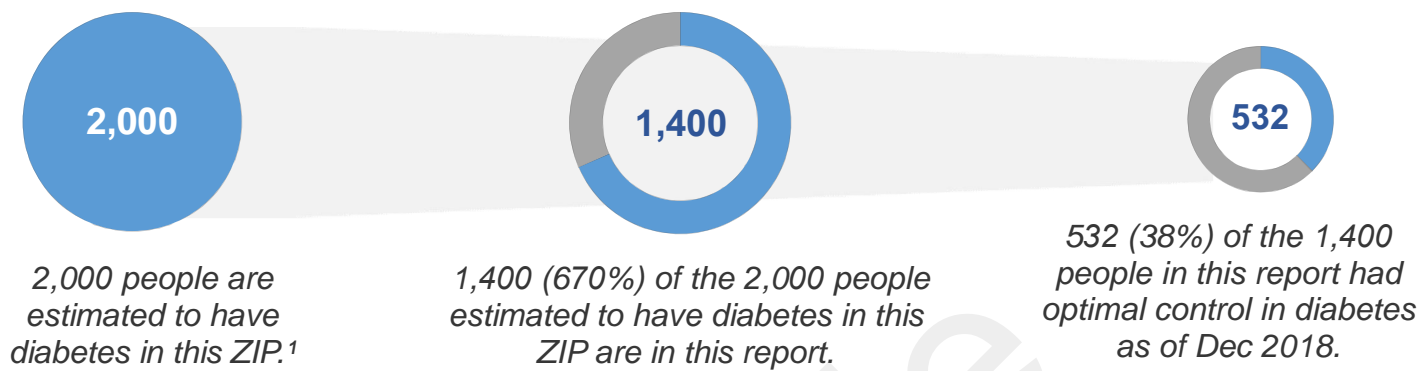
Why does it matter?

A daily aspirin can help prevent heart attacks and strokes for those with diabetes and heart disease, but it is not safe for everyone.²

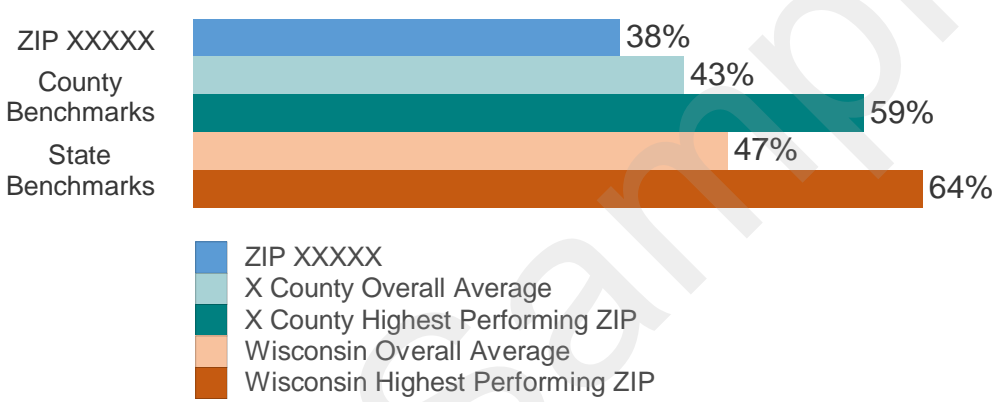
Optimal Control in Diabetes for ZIP XXXXX

This measure reports the percentage of adults with diabetes, aged 18-75, who receive primary care from a Wisconsin Collaborative for Healthcare Quality (WCHQ) member health system, and met all of the following conditions within the 1-year measurement period: most recent A1c test result was less than 8%, most recent blood pressure measurement was less than 140/90 mmHg, most recent tobacco status was tobacco-free, were prescribed daily aspirin or other antiplatelet for adults with heart disease, and used a statin.

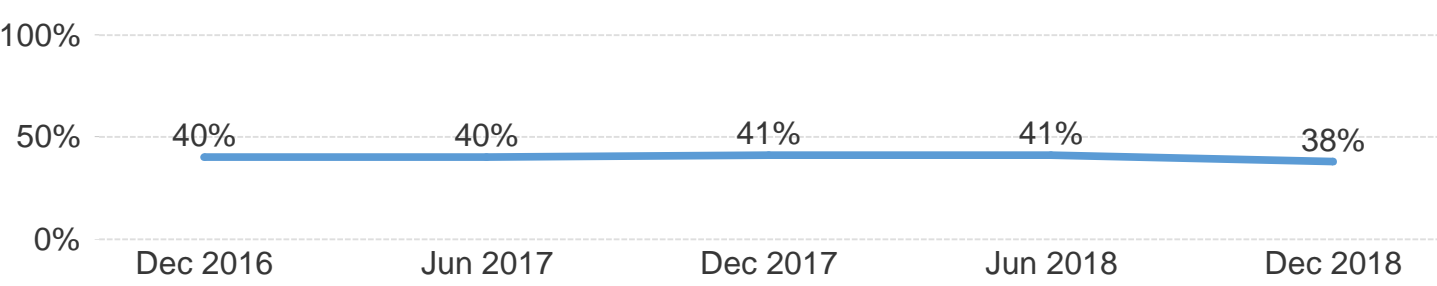
Who had optimal control in diabetes?



How does this ZIP compare to others?



How has this measure changed over time?



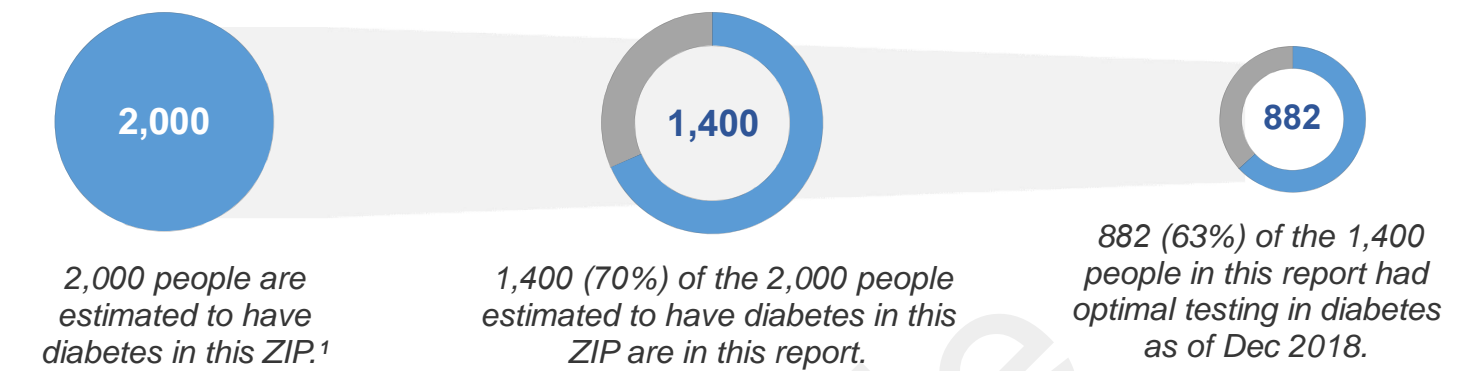
Why does it matter?

Managing diabetes reduces the risk of heart disease, kidney disease, eye disease, and amputation.²


Optimal Testing in Diabetes for ZIP XXXXX

This measure reports the percentage of adults with diabetes, aged 18-75, who receive primary care from a Wisconsin Collaborative for Healthcare Quality (WCHQ) member health system, and met all of the following conditions: two A1c tests performed within the 1-year measurement period, one kidney function test performed and/or diagnosis and treatment of kidney disease within the 1-year measurement period, and a minimum of one eGFR test within the 1-year measurement period.

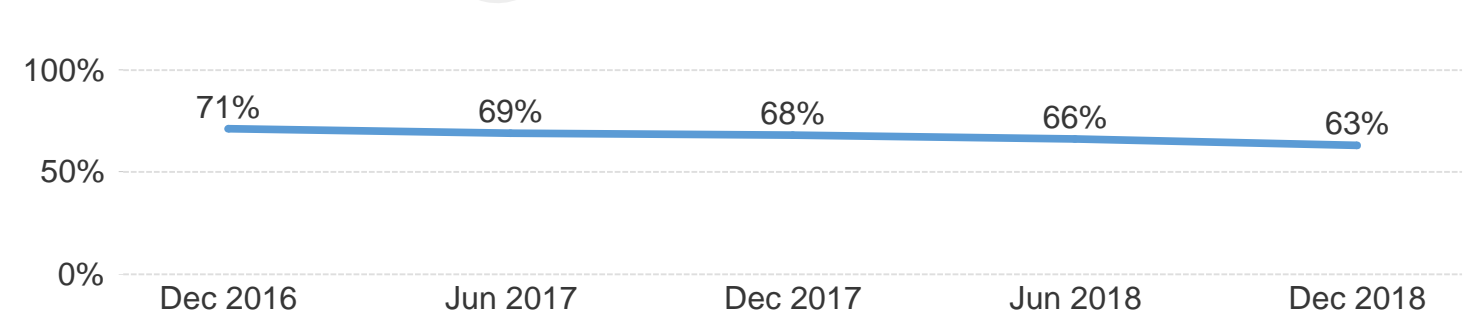
Who had optimal testing in diabetes?



How does this ZIP compare to others?



How has this measure changed over time?



Why does it matter?

Getting regular tests is important for managing diabetes and preventing complications.²

Diabetes Profile for ZIP XXXXX

Where do the health system data come from?

The primary data source is the Wisconsin Collaborative for Healthcare Quality. Health system data may include duplicate patient records if a patient receives care from more than one system. As of the date of this report, participating health systems include:



References

¹Data from U.S. Census 2014-2018 American Community Survey 5-Year estimates are used for population size and demographics. The Wisconsin Behavioral Risk Factor Survey 2011-2017, along with the ACS data, is used to calculate condition prevalence and report coverage.

²The National Institute of Diabetes and Digestive and Kidney Diseases. Diabetes, Heart Disease, and Stroke. February 2017. <https://www.niddk.nih.gov/health-information/diabetes/overview/preventing-problems/heart-disease-stroke/>

³The National Institute of Diabetes and Digestive and Kidney Diseases. Diabetic Kidney Disease. February 2017. <https://www.niddk.nih.gov/health-information/diabetes/overview/preventing-problems/diabetic-kidney-disease>

⁴Ettehad D, Emdin CA, Kiran A, et al. Blood pressure lowering for prevention of cardiovascular disease and death: a systematic review and meta-analysis. Lancet. 2016;387(10022):957-967.

Supplemental Materials

For more information on the data used in this report, visit www.nhp.wisc.edu/data.

Citation

University of Wisconsin ICTR Neighborhood Health Partnerships Program and Wisconsin Collaborative for Healthcare Quality. Diabetes Profile Report for ZIP XXXXX as of December 2018, August 2022.

Note

This report is for use only by the requester and their partners in efforts to improve neighborhood health. Do not post or distribute publicly without written permission from the NHP program. For questions, support, or more information, contact nhp@hip.wisc.edu

Data from:



Data support from:



Funding from:



Diabetes Profile for ZIP XXXXX

Is there anything else I should know about the data in this report?

There are no known issues with missing health system data in this report.

If you have questions, please contact nhp@hip.wisc.edu.

Sample