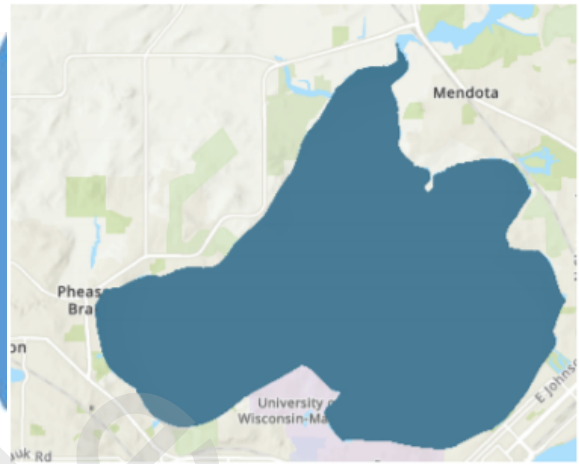


Colorectal Cancer Screening for ZIP XXXXX

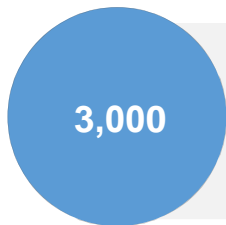
Confidential Report for Your Organization



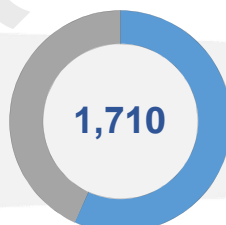
How is colorectal cancer screening measured?

This measure reports the percentage of adults, aged 50-75, who receive primary care from a Wisconsin Collaborative for Healthcare Quality (WCHQ) member health system, and received a screening for colorectal cancer. This could include a colonoscopy within the 10-year measurement period, a CT colonography or flexible sigmoidoscopy within the 5-year measurement period, or a stool test within the 1-year measurement period.

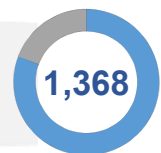
Who had a colorectal cancer screening?



3,000 people are estimated to live in this ZIP that are eligible for this measure.¹



1,710 (57%) of the 3,000 people estimated to live in this ZIP are in this report.



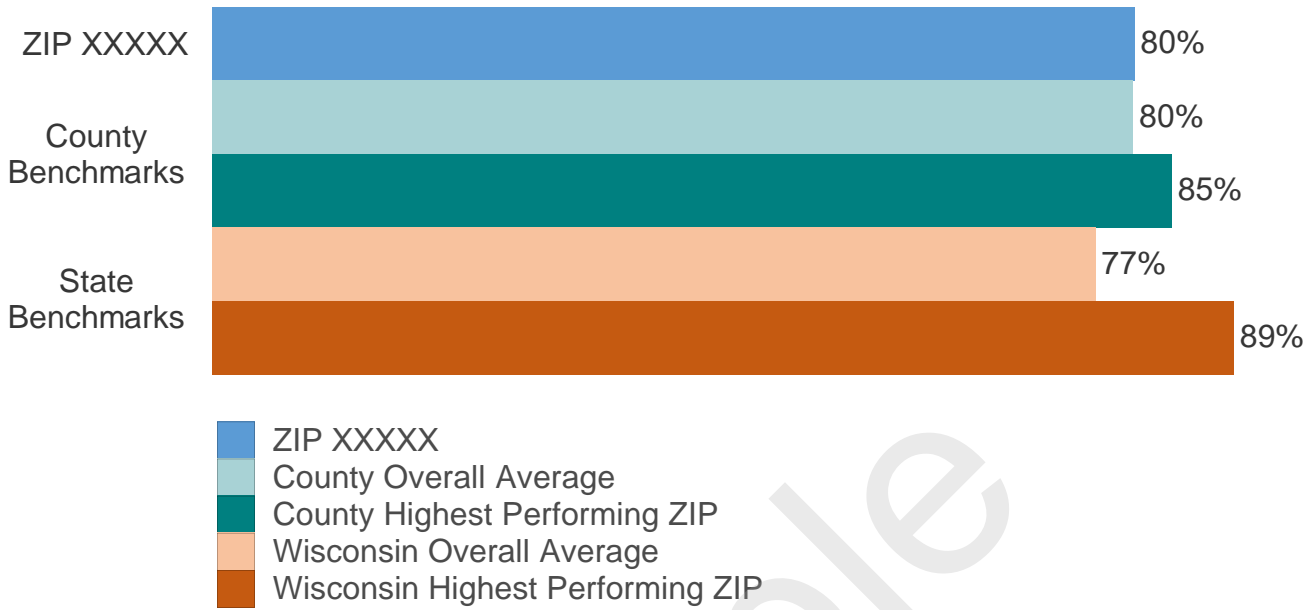
1,368 (80%) of the 1,710 people in this report had a colorectal cancer screening as of Jun 2023.

Why does it matter?

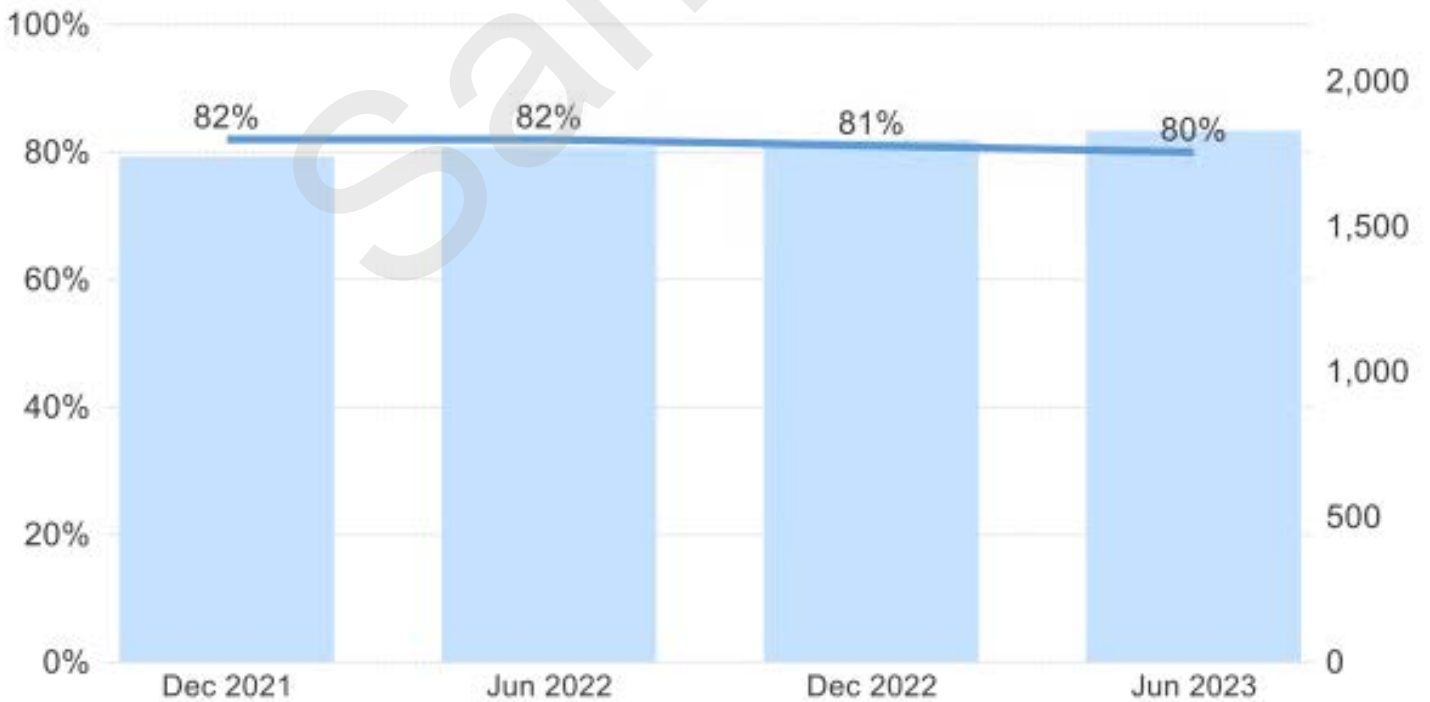
Screening tests help find abnormal growths so they can be removed before they turn into cancer. Screening also helps find cancer at an early stage, when treatment works best.²

Colorectal Cancer Screening for ZIP XXXXX

How does this ZIP compare to others?



How have the measure and number of people in the report changed over time?



Colorectal Cancer Screening for ZIP XXXXX

Who lives in this ZIP?

Learning about the people who live in a neighborhood can help you understand the health needs of the community. This section provides information about the people included in this report and how they compare to overall population estimates from the American Community Survey (ACS). The ACS population of this ZIP is 7,936.

% Female



Report
50%
ACS
49%

Females tend to live longer and have fewer chronic illnesses.

% Age 65 and Over



Report
34%
ACS
28%

Risk for many diseases increases with age.

% Uninsured/Self-Pay

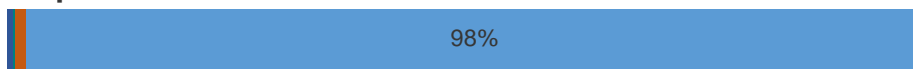


Report
1%
ACS
6%

Health insurance promotes improved health.

Race/Ethnicity

Report



ACS



Systemic racism creates barriers in access to goods and services that can promote health. It contributes to the development of chronic conditions.

What else impacts health in this neighborhood?

The living conditions of a neighborhood shape health more than healthcare alone. To understand the causes of poor health in a ZIP, consider:

1. Have current or past policies reinforced systemic racism and/or income inequality in the neighborhood? Think across key sectors like business, education, and criminal justice.
2. Do all residents have a fair chance to make a livable wage?
3. Do all residents have access to safe, affordable housing?
4. Are all residents able to receive quality medical care? What barriers may be preventing this?
5. Do all residents have convenient access to nutritious food options?

For more questions to consider and information about social determinants of health, visit www.nhp.wisc.edu/resources.

Colorectal Cancer Screening for ZIP XXXXX

Where do the health system data come from?

The primary data source is the Wisconsin Collaborative for Healthcare Quality. Health system data may include duplicate patient records if a patient receives care from more than one system. As of this report, participating health systems include:



References

¹Data from U.S. Census 2014-2018 American Community Survey 5-Year estimates are used to calculate population size, demographics, and report coverage.

²Centers for Disease Control and Prevention. Basic Information About Colorectal Cancer. Updated February 23, 2023. <https://www.cdc.gov/colorectal-cancer/about/index.html>

Supplemental Materials

For more information on the data used in this report, visit www.nhp.wisc.edu/data.

Citation

University of Wisconsin ICTR Neighborhood Health Partnerships Program and Wisconsin Collaborative for Healthcare Quality. Neighborhood Health Report for Colorectal Cancer Screening for ZIP XXXXX as of June 2023 (v2024-06).

Note

This report is for use only by the requester and their partners in efforts to improve neighborhood health. Do not post or distribute publicly without written permission from the NHP program. For questions, support, or more information, contact reports@hip.wisc.edu

Data from:



Data support from:



Funding from:



Colorectal Cancer Screening for ZIP XXXXX

Is there anything else I should know about the data in this report?

The Dec 2021 timeframe, while publicly reported, reflects care provided over several months during the COVID-19 pandemic. The impact of the pandemic on health systems varied across the state. The number of people included in the report may vary from year to year due to changes in health system reporting to WCHQ.

If you have questions, please contact reports@hip.wisc.edu.

Sample